

LEARN TO DRAW ROSIE

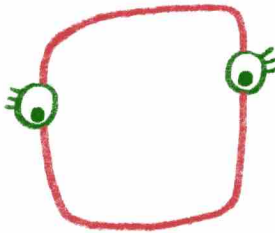
1



Draw Rosie's eyes.

Draw 2 dots with circles around them.
Add 3 lines on each circle for lashes.


2



Draw Rosie's body.

Draw a square with rounded corners.

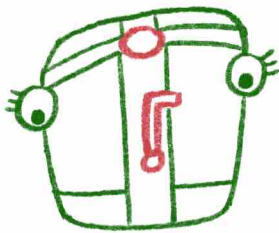
3



Draw Rosie's face.

Draw the letter "t" and add 2 lines at the bottom.


4



Draw Rosie's engine crank.

Draw a circle on Rosie's forehead.
Draw an upside down letter "L" with a circle below it.

5



Draw Rosie's mouth.

Draw a half circle.

6



Draw Rosie's fenders.

Draw 2 bunny ears on either side of Rosie's head.

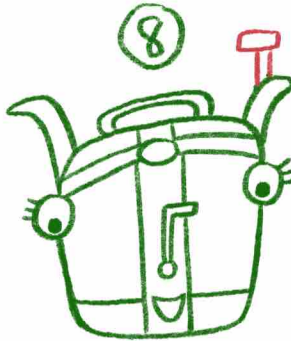
7



Draw Rosie's steering wheel.

Draw the letter "C" on its side.
Draw a smaller "C" inside it.


8



Draw Rosie's exhaust pipe.

Draw 2 rectangles to form the letter "T"


9



Draw Rosie's front wheel axles.

Draw 2 lines on either side of Rosie's body.


10



Draw Rosie's front wheels.

Draw 2 hot dogs on either side of Rosie's body.


11



Draw Rosie's back wheels.

Draw 2 rectangles with rounded edges.

12



Draw Rosie's metal wheel treads and rose.

Draw 3 squares in each of Rosie's back wheels.
Draw a squiggly line above Rosie's eye to indicate her rose.